

Online Banking Sign-up Process



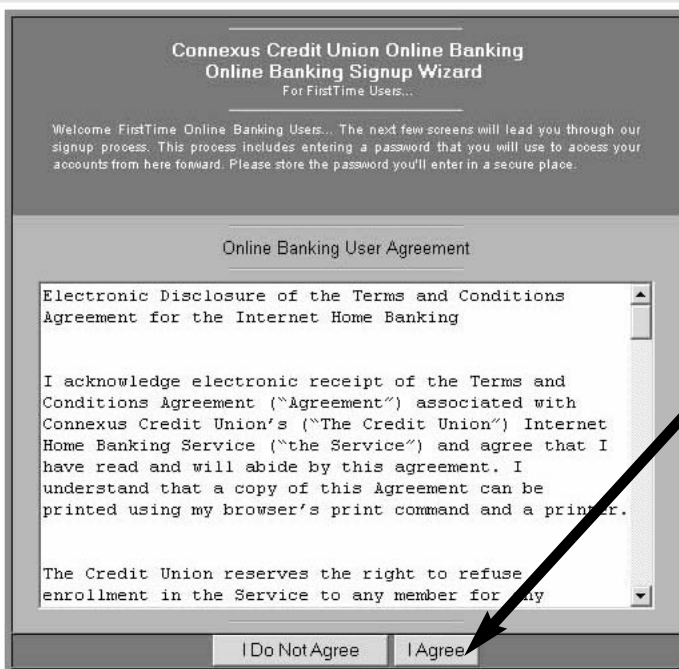
Step 1

Enter your member number and password (or last 4 digits of your social security number if first time user) into the log-in box located in the upper right corner.



Step 2

Enter 4-digit security code in box from the image below it.



Step 3

Review the agreement. Select "I Agree" to proceed.

Connexus Credit Union Online Banking Home Banking Signup Wizard
(WebLender™)
Our Login Process has Changed...

Your First Name

Last Name

Email Address

In an effort to provide you with a best in class HomeBanking solution, while not compromising your account security, we have moved to a new password structure. Please provide a new Password of exactly (8) eight characters... a combination of alpha and numeric characters is recommended. The Last (4) four digits of your Social security number will be used to verify the proper account.

The following characters are not allowed: ! | ? %

New Password
 New Password

Confirm New Password

Security Checks
 (Enter the info for the primary account holder)

Last (4) Digits of Social Security Number

Date of Birth (must be entered as m/d/yyyy (example: 5/16/1959))

Next

Step 4

Change your password. Note: when creating a secure password include numbers, special symbols, upper and lower case letters.

Connexus Credit Union Online Banking Home Banking Signup Wizard
(WebLender™)
Challenge Response Portion...

These questions and answers are used to validate your identity should you ever need assistance with a forgotten password, account access or other online function. Please make the questions simple and straightforward with answers only you would know.

Example:
 Question:: Who was my fifth Grade English Teacher
 Answer:: Mrs. Brookheimer

Challenge /Response

Question1

Answer1

Question2

Answer2

Question3

Answer3

Back Finish

Step 5

Create questions and answers. These answers can be used later to confirm the identity of the account holder.

Thank you for completing your modifications for Connexus Credit Union Online Banking's on-line banking program!

[Click Here](#) to begin accessing your account information.

kindest Regards...

Step 6

Sign-up confirmation screen appears. "Click Here to continue."

Connexus Credit Union
Smile Service Guaranteed

Log off

Last: 11/13/2007 5:38:47 PM EST | Browser: IE 7.0 | Platform: WinXP

News / Info | Accounts | Bill Pay | Transfers | Reports | User Options | Contact Us

Go Green... Keep it clean! Sign up for eStatements.

Regular Accounts			
Account Name	#	Balance	Avail Balance
REGULAR SAVINGS ACCOUNT	1	\$5.00	\$0.00
MYREWARDS CHECKING	2	\$4,256.53	\$4,256.53

Loans					
Loan Name	#	Balance	Avail Balance	Sched Payment	Payoff
INSTANT DEPOSIT LOC Next Due Date 11/14/2007		\$2,550.00	\$450.00	\$0.00	\$2,553.14
NEW VEHICLE LOAN Next Due Date 1/1/2008		\$6,794.06	\$0.00	\$192.00	\$6,800.57
EMPLOYEE CLOTHING LOAN					

Step 7

Congratulations you now have access to your accounts 24/7.

Connexus Credit Union
Smile Service Guaranteed

New PC/IP address::
Our records show that you have not used this PC or IP address in the past for a successful login. To continue, you must correctly answer the following ::

* Questions are from those submitted when you signed up for Homebanking
* Answers must be exact matches

John's last name?

Submit

Using more than 1 computer to access your accounts

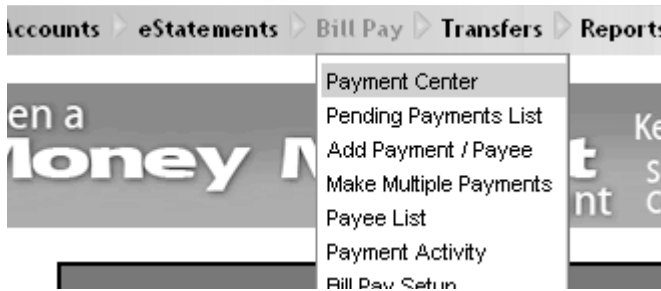
If you log in from different computers you may be presented with this screen. You will be prompted to answer your security questions.

More



Don't forget to take advantage of these additional FREE online services:

Bill Pay - Pay bills electronically through our secure system. It's a FREE service for active users. Follow these steps to start saving time, stamps and checks.



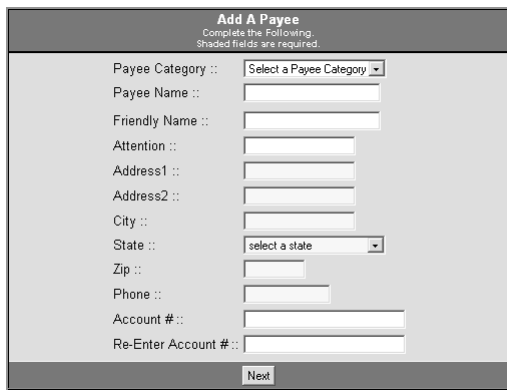
Step 1:

Click on the Bill Pay Tab



Step 2:

Accept the disclosures



Step 3:

Once you have accepted the disclosures, you will be approved within 24-48 hours.

Step 4:

Start entering your bill payee's!

Instant Deposit - Save time and have immediate access to your money- as if you made the deposit in person. Simply post your checks into your checking account online and have instant access to the funds. Once you have posted the deposit, simply mail us the endorsed checks.

Sign up for Instant Deposit:

Click on Instant Deposit located under the Accounts tab. Simply, follow the online instructions.

Once we receive your application, we will contact you within 24-48 hours. Please note, you will need a checking account with a line of credit for Instant Deposit.

